




**FOR
KIDS**

Emergency Contact Card



Name:
Age:
Address:
Phone Number:

← Fold Here


In Case of Emergency:

Emergency Contact 1
Phone number: Relationship:
e-mail:
Emergency Contact 2
Phone number: Relationship:
e-mail:
Out of Area Contac
Phone number: Relationship:
e-mail:



**FOR
PARENTS**

Emergency Contact Card



Name:
Age:
Address:
Phone Number:

In Case of Emergency:


Emergency Contact 1
Phone number: Relationship:
e-mail:
Emergency Contact 2
Phone number: Relationship:
e-mail:
Out of Area Contac
Phone number: Relationship:
e-mail:

Fill out the cards, cut them out and put it in your child's backpack, purse or lunch box, where they can be easily found in case of an emergency. Fill the "Relationship" section with the relationship that the emergency contact has with the child.



**FOR
KIDS**

Emergency Contact Card



Name:
Age:
Address:
Phone Number:

← Fold Here


In Case of Emergency:

Emergency Contact 1
Phone number: Relationship:
e-mail:
Emergency Contact 2
Phone number: Relationship:
e-mail:
Out of Area Contac
Phone number: Relationship:
e-mail:



**FOR
PARENTS**

Emergency Contact Card



Name:
Age:
Address:
Phone Number:

In Case of Emergency:

Emergency Contact 1
Phone number: Relationship:
e-mail:
Emergency Contact 2
Phone number: Relationship:
e-mail:
Out of Area Contac
Phone number: Relationship:
e-mail:

Fill out the cards, cut them out and put it in your child's backpack, purse or lunch box, where they can be easily found in case of an emergency. Fill the "Relationship" section with the relationship that the emergency contact has with the child.